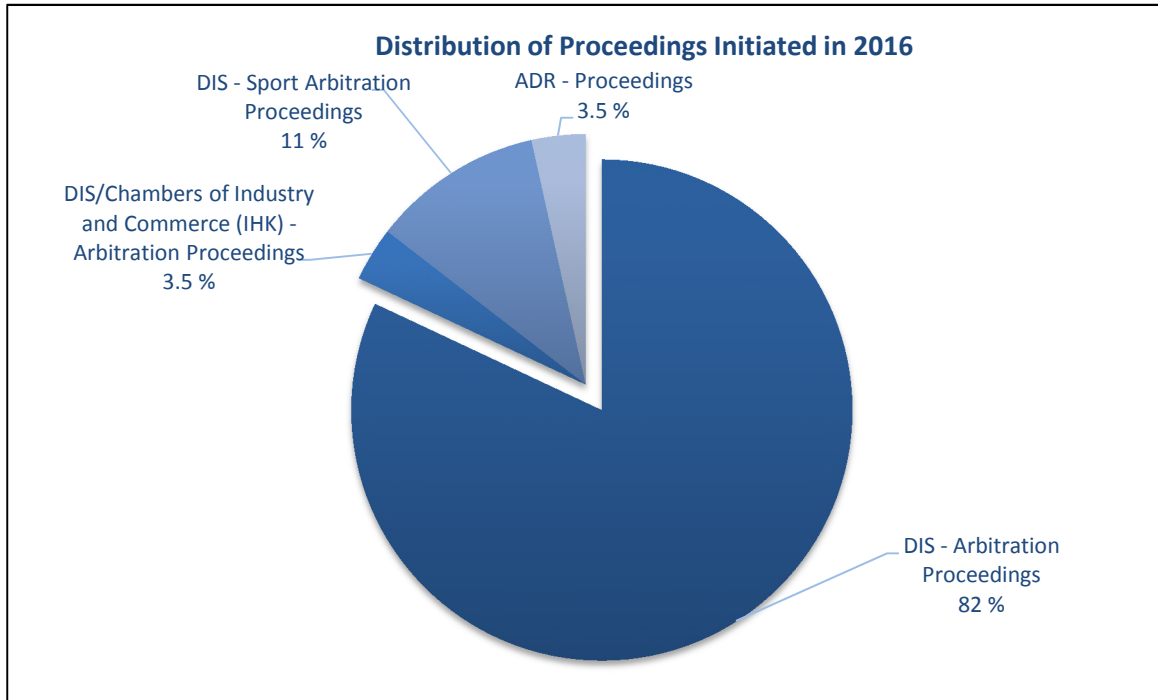


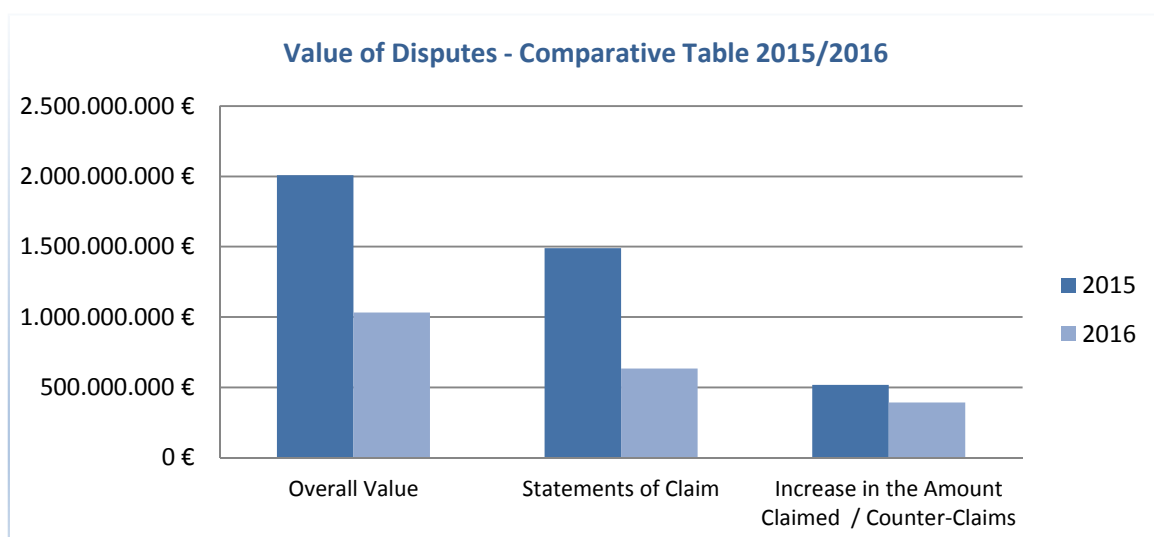
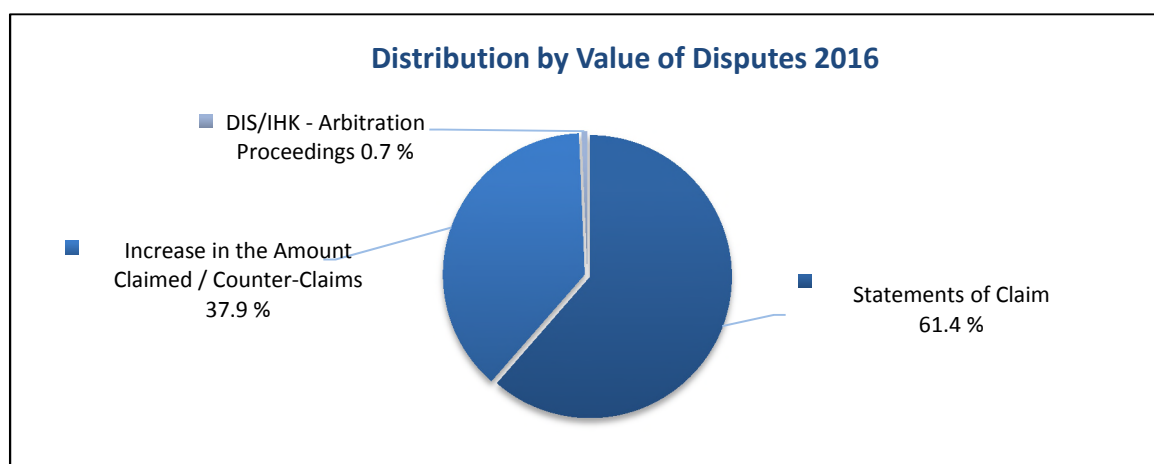
Statistics 2016

1. DIS – Proceedings Initiated in 2016



Types of Proceedings		2015	2016
Total number of DIS Proceedings		140	172
DIS Arbitration Rules		112	141
	of which SRCoLD	14	
	of which SREP	5	
DIS/Chambers of Industry and Commerce (IHK) – Arbitration Proceedings		5	6
	of which IHK Cologne	2	
	of which IHK Munich	2	
	of which IHK Rhein-Neckar	1	
	of which IHK Stuttgart	1	
DIS/Bar Association (RAK) - Arbitration Proceedings		1	
DIS – Sports Arbitration Proceedings		16	19
Subtotal of Arbitration Proceedings		134	166
Conciliations		4	3
Mediations		1	3
Expert Determinations		1	0
Subtotal of ADR Proceedings		6	6

2. Arbitration Proceedings – Value of Disputes 2016*



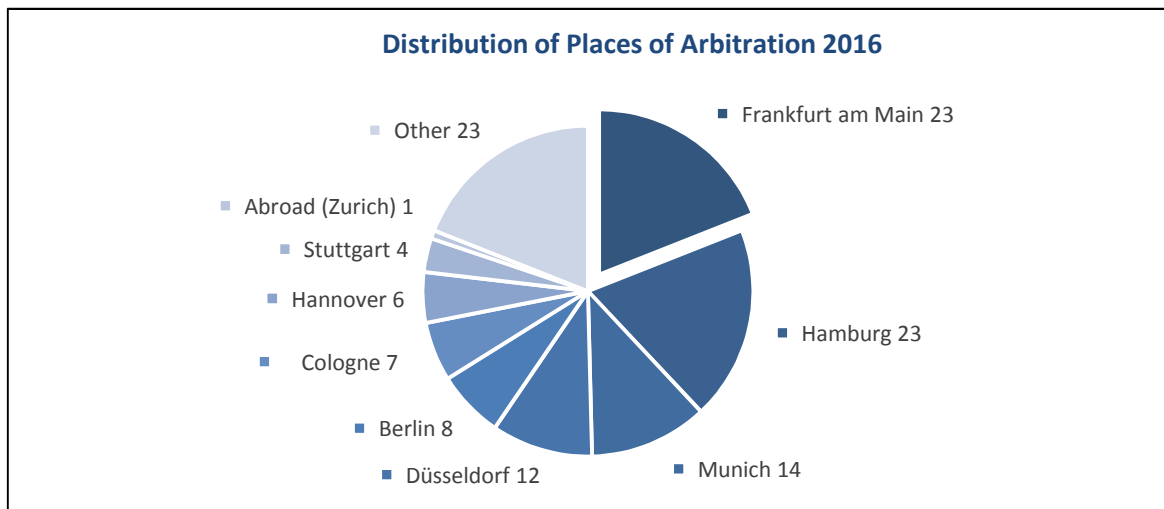
	2015	2016
Value of Disputes**	2,009,469,032 EUR	1,031,476,140 EUR
of which DIS – Arbitration Proceedings (Statements of Claim)	1,490,039,442 EUR	633,568,454 EUR
of which DIS – Arbitration Proceedings (Increase in the Amount Claimed / Counter-Claims)	518,063,398 EUR	391,090,655 EUR
of which DIS/IHK – Arbitration Proceedings	1,366,192 EUR	6,817,031 EUR

Value of Disputes	2015	2016
Lowest	1,900 EUR	2,000 EUR
Highest	845,000,000 EUR	200,800,336 EUR

* Based on the number of arbitration proceedings, but not including sports arbitration proceedings (118 proceedings in 2015/147 proceedings in 2016).

** Taking into account the value of arbitration proceedings (DIS / IHK) commenced in the relevant year only, as well as the values of the disputes and counterclaims filed during the relevant year (irrespective of when the arbitration proceedings were initiated). Accordingly, this is not the total value of all arbitration proceedings pending in the relevant year.

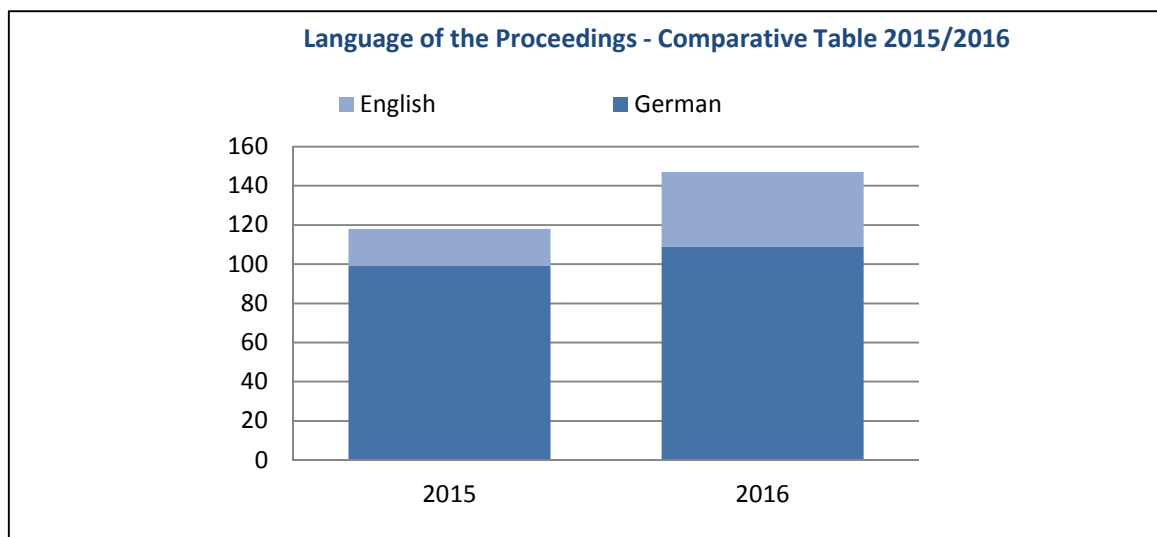
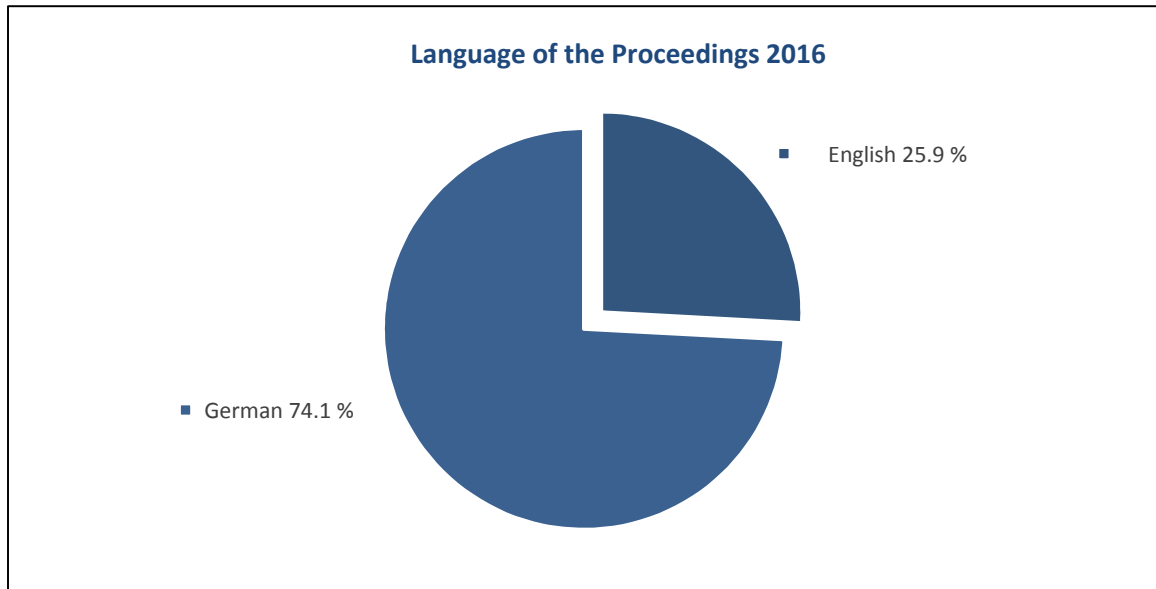
3. Arbitration Proceedings – Places of Arbitration 2016*



In Germany		Abroad		
City	Number	Country	City	Number
Berlin	8	Switzerland	Zurich	1
Bremen	1			
Celle	1			
Cologne	7			
Cottbus	1			
Dortmund	2			
Düsseldorf	12			
Essen	2			
Frankfurt am Main	23			
Frechen	1			
Freiburg	1			
Hamburg	23			
Hamm	1			
Hannover	6			
Heidelberg	1			
Hofheim a.Ts.	1			
Kassel	2			
Kempen	1			
Leipzig	2			
Mannheim	1			
Munich	14			
Munster	2			
Stuttgart	4			
Tubingen	1			
Wurzburg	2			
Total	120			1

* Based on the number of arbitration proceedings with agreed or fixed places of arbitration, but not including sports arbitration proceedings (121 proceedings in total). In the remaining cases, the place of arbitration is yet to be determined.

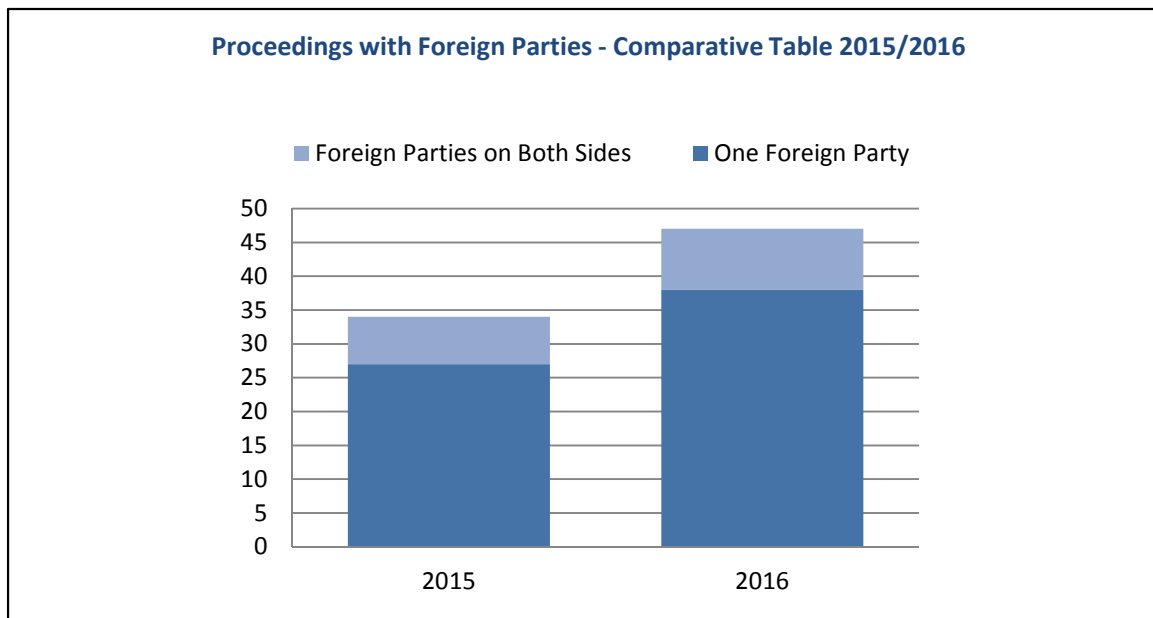
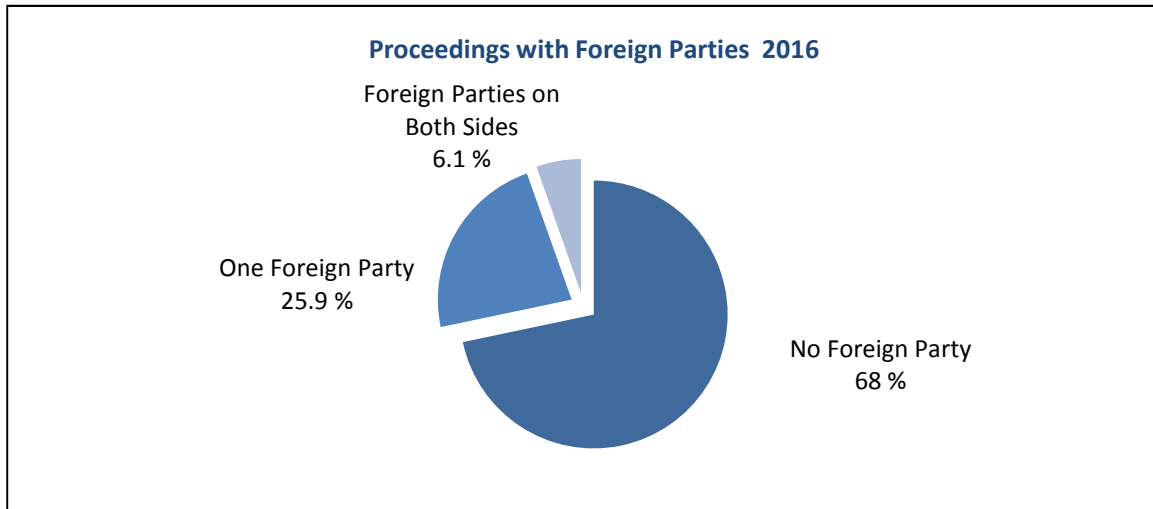
4. Arbitration Proceedings – Language of the Proceedings 2016*



Language of the Proceedings	2015	2016
English	19 (16.1 %)	38 (25.9 %)
German	99 (83.9 %)	109 (74.1 %)

* Based on the number of arbitration proceedings, but not including sports arbitration proceedings (118 proceedings in 2015/147 proceedings in 2016).

5. Arbitration Proceedings – Involvement of Foreign Parties 2016*



Proceedings with Foreign Parties	2015	2016
Total	34	47
of which Proceedings with One Foreign Party	27	38
of which Proceedings with Foreign Parties on Both Sides	7	9

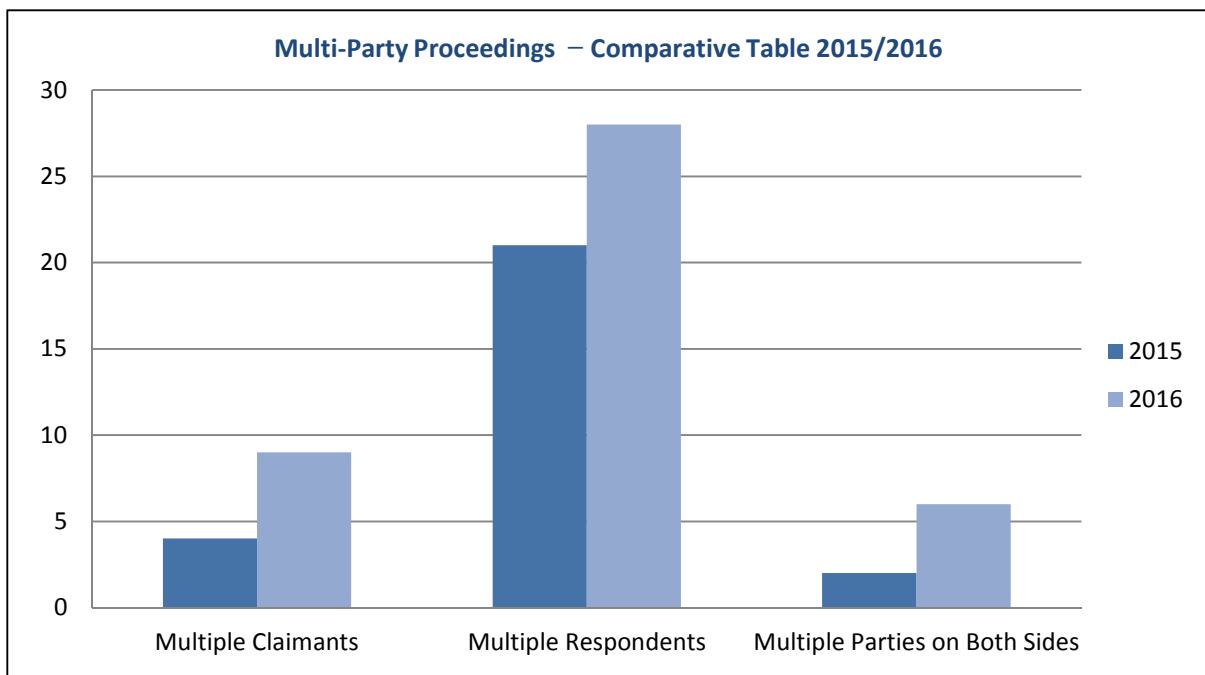
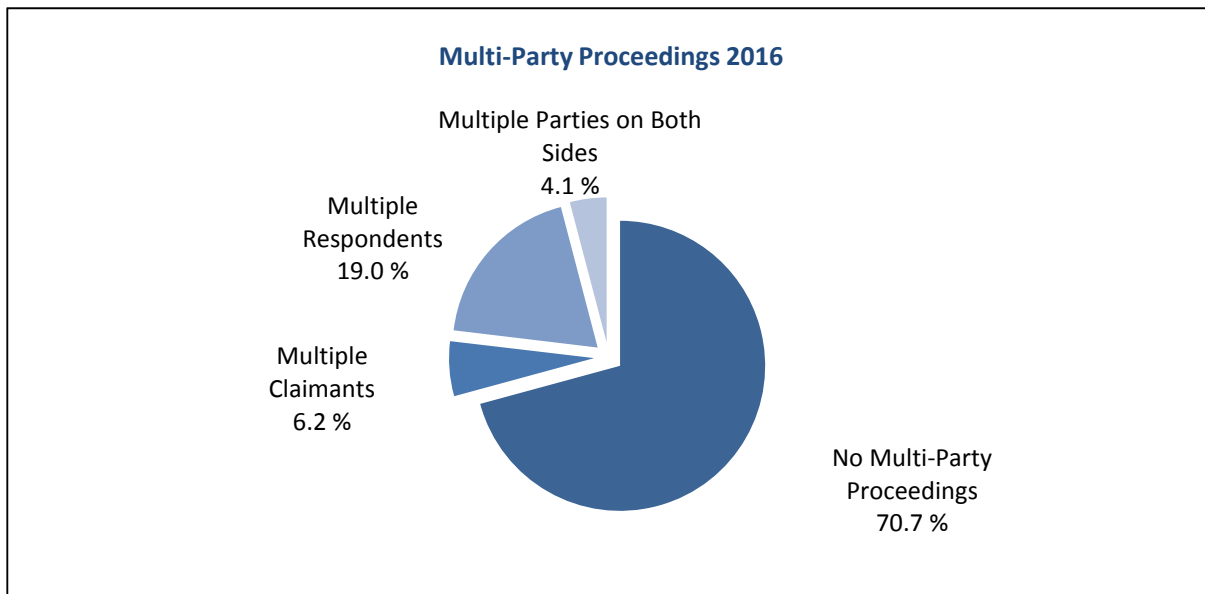
* Based on the number of arbitration proceedings, but not including sports arbitration proceedings (118 proceedings in 2015/147 proceedings in 2016).

6. Arbitration Proceedings – Participating Countries 2015/2016*

	2015	2016
Number of Countries Represented	24	28
Armenia	-	1
Austria	2	2
Belarus	-	1
Belgium	1	2
Brazil	1	-
Bulgaria	-	1
Canada	1	-
Cayman Islands	1	-
Channel Islands	-	2
Chile	-	2
China	3	1
Cyprus	-	1
Czechia	-	3
Denmark	2	2
Estonia	-	1
France	1	1
Gibraltar	1	-
Great Britain	1	3
Hong Kong	-	1
Israel	-	1
Italia	3	3
Latvia	-	1
Liechtenstein	1	-
Luxemburg	4	1
Malta	1	-
Netherlands	2	6
Poland	-	3
Romania	1	-
Russia	6	1
Singapore	1	-
Slovakia	2	-
South Korea	1	-
Spain	3	1
Sweden	-	2
Switzerland	6	11
Turkey		2
Ukraine	1	-
United Arab Emirates	1	2
United States of America	-	5

* Based on the number of arbitration proceedings, but not including sports arbitration proceedings (118 proceedings in 2015/147 proceedings in 2016).

7. Arbitration Proceedings – Multi-Party Proceedings 2016*



Multi-Party Proceedings	2015	2016
Total	27	43
of which Multiple Claimants	4	9
of which Multiple Respondents	21	28
of which Multiple Parties on Both Sides	2	6

* Based on the number of arbitration proceedings, but not including sports arbitration proceedings (118 proceedings in 2015/147 proceedings in 2016).